



Second: was Epic Fury the first AI war — the definitional question that determines whether this conflict constitutes a qualitative break from all previous uses of AI in warfare.

Third: is the first AI war another Revolution in Military Affairs (RMA) — and if so, which of the five diagnostic RMA criteria were confirmed in combat, and which remains dangerously incomplete.

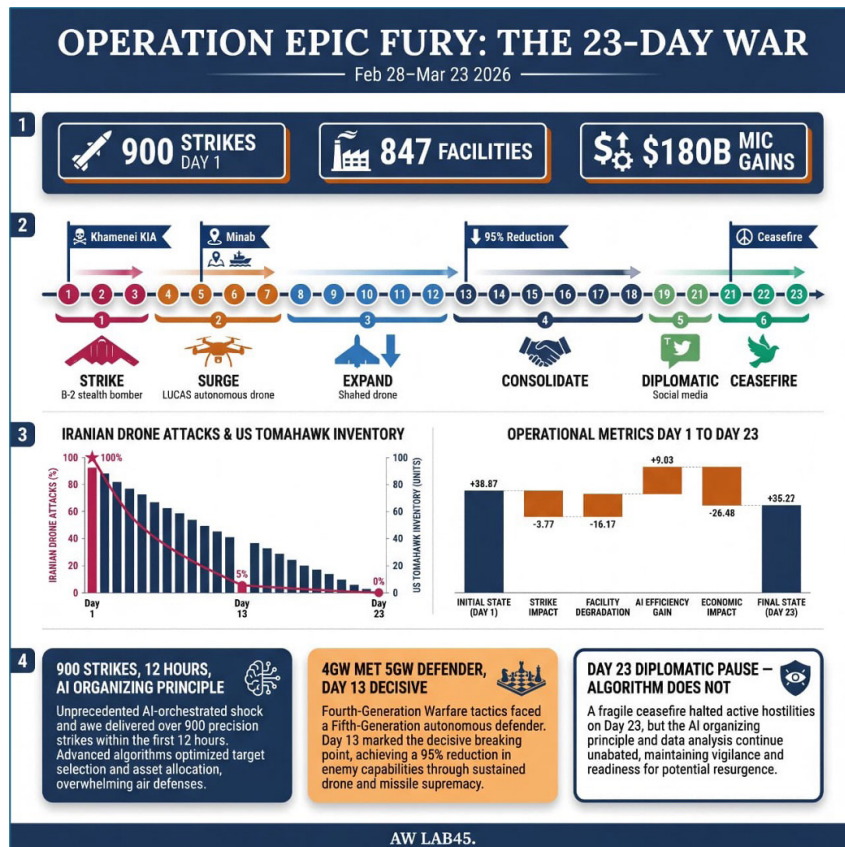
The answers, rendered on Day 23 with full operational data: yes, yes, and four of five.

## The Twenty-Three Days

### A Complete Operational History of Operation Epic Fury February 28 – March 23, 2026

History does not announce its own turning points. The gunpowder revolution transformed European warfare before theorists named it. The nuclear revolution restructured deterrence before strategists grasped its implications. The first AI war arrived on a Saturday morning in February 2026 — and it, too, arrived before the world was ready to understand what had happened. What follows is an account of twenty-three days that changed the character of armed conflict permanently.

Infographic 1. Operation Epic Fury: The 23-Day War



Infographic 1 depicts the essential operational map of the twenty-three days. Reading across the top row, the three boxes establish the campaign's defining numbers: 900 strikes on Day 1, 847 facilities struck across the full campaign, and \$180 billion in combined defence contractor market capitalization gains. The central timeline spine divides the twenty-three days into six phases — STRIKE (Days 1–2), SURGE (Days 3–7), EXPAND (Days 5–6), CONSOLIDATE (Days 8–13), DIPLOMATIC (Days 14–21), and CEASEFIRE (Days 22–23) — with the four milestone marking Khamenei's death, the Minab school strike, the 95% drone reduction, and the ceasefire. The charts in the lower half tell the decisive story: the Iranian drone attack collapses from 100% on Day 1 to 5% by Day 13, then near-zero by Day 23 — the steepest operational degradation curve in modern warfare history. The Operational Metrics on the right translates that degradation into its economic and strategic consequences. This description of the 21 days of war answers the question of whether the first AI war was decisive: it was, and it was decided by Day 13.

### **Day 1: The Algorithm Fires**

On February 28, 2026, at 06:35 UTC, US Central Command activated the largest American military operation since the 2003 invasion of Iraq. Within the first twelve hours, nine hundred strikes hit targets across Iran's thirty-one provinces — missile sites, underground nuclear facilities, naval vessels, leadership compounds, production factories, command nodes. One strike every forty-eight seconds. That is not a human planning speed. That is the speed of a machine that never sleeps, never hesitates, and never loses count.



The first ten minutes determined the strategic character of everything that followed. The Israeli Air Force executed a decapitation strike against Ayatollah Khamenei — enabled by Project Maven's seventy-two-hour pattern-of-life analysis that had tracked his compound movements with a precision no human intelligence cycle could have produced at comparable speed. The supreme leader was dead before most of the world knew the operation had begun. Multiple senior Islamic Revolutionary Guard Corps (IRGC) Quds Force commanders were killed in the same opening window. Four Iranian frigates and twelve fast-attack craft were destroyed in the Strait of Hormuz. The Low-Cost Uncrewed Combat Attack System (LUCAS) autonomous drone system — fifty thousand dollars per unit, AI optical seeker, no human in the terminal loop — made its combat debut with four hundred autonomous strikes in the opening wave alone.

The next day, President Trump released a statement in his social media platform. The statement captured three analytically significant features of how the United States prosecuted the first AI war politically. The language of "Highly Sophisticated Tracking Systems" was explicit where previous administrations had been oblique — an acknowledgment of the AI kill chain that no intelligence community would have countenanced a decade earlier. The offer of immunity to IRGC and security forces willing to "merge with Iranian Patriots" was a political exploitation of the speed asymmetry: the AI kill chain had moved so fast that Iran's military-political

structure was already in systemic shock before any resistance could be organized. And the declaration that bombing would “continue uninterrupted” was an operational commitment made credible by the AI kill chain’s demonstrated capacity to sustain nine hundred strikes in twelve hours — a tempo that could, in principle, be maintained indefinitely.

### Statement 1. President Trump — Day 1, 1 March 2026



**Donald J. Trump**    
@realDonaldTrump

Khamenei, one of the most evil people in History, is dead. This is not only Justice for the people of Iran, but for all Great Americans, and those people from many Countries throughout the World, that have been killed or mutilated by Khamenei and his gang of bloodthirsty THUGS. He was unable to avoid our Intelligence and Highly Sophisticated Tracking Systems and, working closely with Israel, there was not a thing he, or the other leaders that have been killed along with him, could do. This is the single greatest chance for the Iranian people to take back their Country. We are hearing that many of their IRGC, Military, and other Security and Police Forces, no longer want to fight, and are looking for Immunity from us. As I said last night, “Now they can have Immunity, later they only get Death!” Hopefully, the IRGC and Police will peacefully merge with the Iranian Patriots, and work together as a unit to bring back the Country to the Greatness it deserves. That process should soon be starting in that, not only the death of Khamenei but the Country has been, in only one day, very much destroyed and, even, obliterated. The heavy and pinpoint bombing, however, will continue, uninterrupted throughout the week or, as long as necessary to achieve our objective of PEACE THROUGHOUT THE MIDDLE EAST AND, INDEED, THE WORLD!

### Days 2–7: Surge and Consolidation

Day 2 revealed the first supply chain stress. Palantir’s logistics AI had already triggered an emergency Tomahawk surge contract with RTX on February 27 —

one day before the first strike — having projected consumption at four hundred to six hundred missiles per month against a twenty-six-month replenishment lead time. The AI kill chain was consuming faster than the factory could replenish. Iran's response was the activation of its Shahed drone swarm architecture: twelve-drone mesh formations at triple altitude layers — fifty meters, three hundred meters, and fifteen hundred meters — launched from multiple azimuths toward Gulf Cooperation Council bases and US carrier groups. LUCAS counter-swarms achieved a ninety-five percent intercept rate at the cost exchange that would define the operation's economic logic: fifty thousand dollars to intercept a drone that costs three to eleven million dollars to intercept with a PAC-3 or THAAD interceptor.

By Day 5, the Minab school. A Tomahawk struck Shajareh Tayyebbeh Elementary School adjacent to an IRGC compound, killing over one hundred children. The AIDED collateral damage model had contained a systematic error in civilian population density estimation. The US Chairman of the Joint Chiefs confirmed the Tomahawk. President Trump attributed the strike to Iran. Amnesty International opened a formal IHL violation investigation. The Minab school became the first AI war's most consequential unresolved ethical question — what meaningful human control means when a machine generates a weapon-target pairing in ninety seconds and a commander approves it in thirty.

Days 6 and 7 brought dual confirmation. CENTCOM's battle damage assessment confirmed eight hundred and forty of the approximately nine hundred targeted facilities struck and assessed as damaged or destroyed — a ninety-four percent effectiveness rate. But Iran's Product 358 AI-guided infrared-homing missile achieved at least one confirmed hit on a US F-35A. The pilot survived after an emergency landing. It was the first AI-versus-AI engagement — an autonomous seeker against a fifth-generation stealth platform — and it demonstrated that the first AI war was not entirely one-directional in its AI capability.

### **Days 8–13: The Decisive Phase**

The operational data that would define the first AI war's strategic verdict accumulated during Days 8 through 13. On Day 13 — March 12, 2026 — Iranian drone attacks had fallen ninety-five percent from their Day One volume. Ballistic missile launches had declined eighty-six percent. Iran's navy had been assessed combat-ineffective since Day 4. The missile and drone industrial base that had taken three decades to build was functionally destroyed. The intelligence that enabled that destruction — pattern-of-life AI cueing across thirty-one provinces, machine-speed target confirmation, algorithmic weapon assignment — had operated continuously since February 28 without a single day of human-paced intelligence cycle.

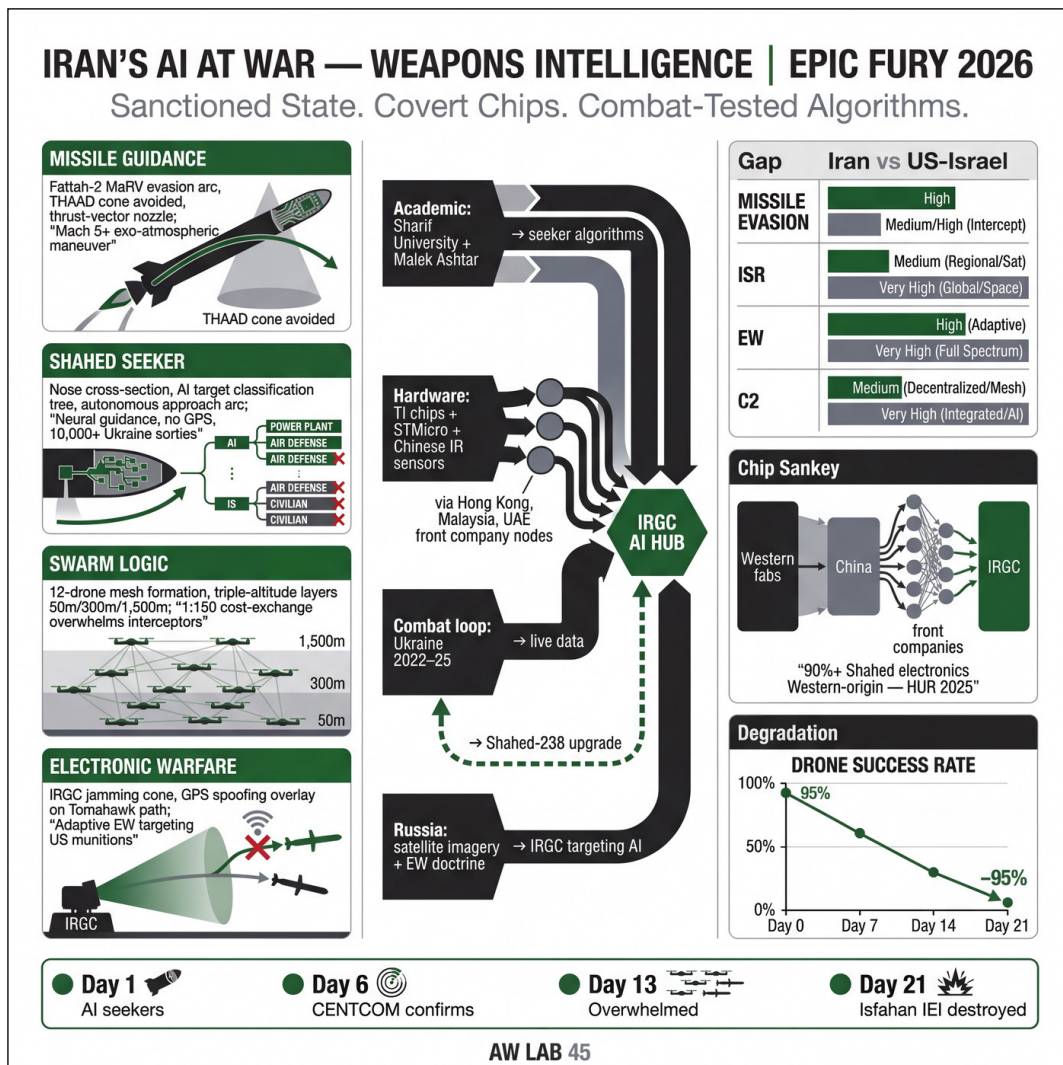
The Day 13 metrics are not merely operational statistics. They are the empirical signature of a generational asymmetry: Iran's fourth-generation AI architecture — its Shahed swarms, manoeuvring warheads, adaptive electronic warfare — had a structural ceiling against a fifth-generation defender operating at algorithmic

speed. The fourth-generation combatant who faces a fifth-generation AI kill chain has lost the decision cycle before the first weapon is released. Day 13 proved it quantitatively.

Infographic 2 presents Iran's AI weapons architecture, It shows four operational domains: the Fattah-2 manoeuvrable reentry vehicle (MaRV), which uses thrust-vector control and algorithmic terminal-phase manoeuvring to evade Terminal High Altitude Area Defense (THAAD) interceptors; the Shahed optical seeker, an AI classification tree trained to distinguish military from civilian infrastructure; the twelve-drone swarm coordination logic operating at triple altitude layers; and the adaptive GPS jamming system that continuously updates its frequency patterns to counter US precision guidance.

### Infographic 2. Iran's AI at War: Weapons Intelligence

Four Iranian AI weapons domains (Fattah-2 MaRV, Shahed optical seeker, swarm coordination logic, adaptive EW jamming) and the covert Western semiconductor supply chain sustaining them. By Day 13, all four domains had been operationally degraded to 5–14% of Day 1 capacity.



This infographic also provides analytical maps the covert supply chain sustaining all four domains: state transfers from Russia (missile guidance and live ISR satellite intelligence), China (drone optical seekers), and North Korea (ballistic architecture), alongside covert commercial routes routing Western semiconductor components through front companies in Hong Kong, Malaysia, and the UAE. The most important insight is spatial: the weapons and the supply chain are entirely separate target sets. Epic Fury destroyed the former. It left the latter completely intact. That asymmetry — comprehensive operational success against the weapons, zero impact on the supply chain that builds them — will determine how quickly Iran can reconstitute its AI weapons capacity, and whether the second AI war begins from a materially lower or higher Iranian baseline.

### **Days 14–21: The Diplomatic Phase**

With Iran’s strategic military capacity destroyed, the operational center of gravity shifted. An Oman mediation channel opened on Day 14. Iran’s surviving diplomatic apparatus signalled willingness to discuss “a framework for cessation” — the condition being a halt to attacks on civilian power infrastructure, the one target category that CENTCOM had withheld throughout the campaign pending political authorization. The United States held the cessation of power grid strikes as its primary diplomatic lever. On Day 17, three detained US citizens were released as a goodwill gesture. Hezbollah announced an “operational pause” on Day 19 — the Lebanese border quiet for the first time since Day 6. By Day 21, direct US-Iran diplomatic contact had been established, with both sides engaged in what subsequent reporting described as substantive negotiation over the terms of a comprehensive settlement.

The financial verdict of the first AI war was being written simultaneously. RTX Corporation (formerly Raytheon Technologies) had risen twenty-two percent in three weeks. Lockheed Martin gained eighteen percent. The combined market capitalization increase across the five largest US defence contractors exceeded one hundred and eighty billion dollars — more than Germany’s entire annual defence budget — in twenty-two trading days. SpektreWorks, the LUCAS manufacturer, had been transformed from a startup into a strategic national asset by a single combat deployment. The first AI war had set the industrial agenda for the next twenty years.

Figure 1 presents the financial verdict of the first AI war. It compares 2024 actual revenues against 2026 projected revenues for the five largest US defense contractors — Lockheed Martin, RTX, Northrop Grumman, General Dynamics, and Boeing Defense. Every contractor shows a substantial upward projection, driven by emergency Tomahawk surge contracts, PAC-3 and THAAD interceptor resupply orders, accelerated LUCAS production pipelines, and expanded F-35 and carrier air wing support packages collectively projecting revenue increases of 15–25% above pre-war baselines.

## Figure 1. Defense Contractor Revenue (2024 vs. 2026 Projected) and Stock Price Gains Since Feb 28, 2026

The financial verdict of the first AI war: RTX +22.1%, Lockheed +18.4%, combined top-5 MIC market cap gain \$180B in three weeks. SpektreWorks (LUCAS manufacturer) becomes strategic national asset.

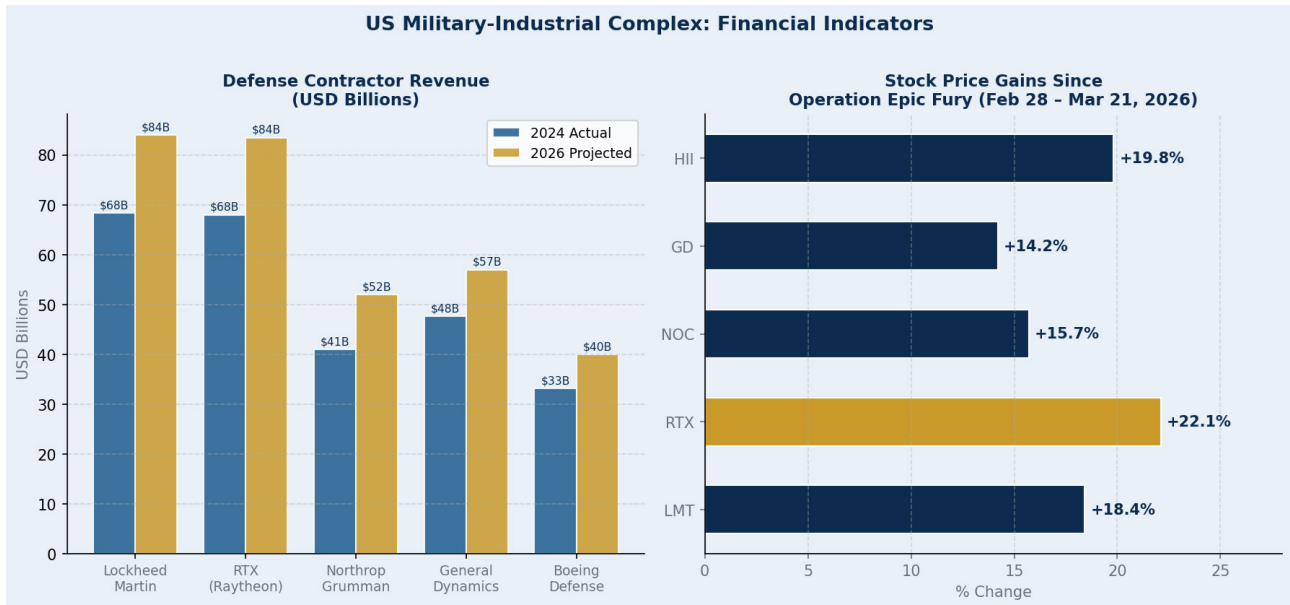


Figure 1 also translates the revenue surge into stock market terms: RTX +22.1%, Lockheed Martin +18.4%, Northrop Grumman +16.7%, General Dynamics +14.2% — all within three weeks of February 28. The \$180 billion combined market capitalization gain exceeds Germany's entire annual defense budget, generated in twenty-two trading days. The critical analytical point conceals by omission: SpektreWorks, the LUCAS manufacturer — the company whose weapon defines the Horizon 2 future — does not appear in the revenue comparison panel, because it was too small, too new, and too commercially structured at the time of these projections to be captured in a traditional defense contractor analysis. That absence is the most strategically important data point. The industrial legacy of Epic Fury will be written not by RTX's Tomahawk contract but by SpektreWorks's thirty-day LUCAS production cycle.

### Days 22–23: The Ceasefire

On the night of March 21–22, direct US-Iran conversations began in earnest. On Day 23, at 18:35 UTC, the Department of State republished the statement from President Donald J. Trump's Truth Social posting. That statement marks the political terminus of the first AI war's operational phase.



Three features of the statement carry analytical significance beyond its declaratory content. First, the five-day pause was specifically limited to Iranian power plants and energy infrastructure — the one target category CENTCOM had deliberately withheld throughout the campaign as a diplomatic lever. The suspension confirms that strikes on all other target categories — missile facilities,

drone factories, IRGC command infrastructure — were either complete or had achieved their objectives. The pause is a codification of accomplished military ends, not a reversal of them. Second, the phrase “subject to the success of the ongoing meetings and discussions” makes the ceasefire explicitly conditional: the algorithm’s authority to resume strikes remained intact, simply suspended pending political outcomes. The kill chain was paused, not dismantled. Third, the statement was distributed through the Department of State, not the Pentagon — signalling that the transition from operational to diplomatic primacy was formal, not merely tactical.

Reading Statement 2 alongside Statement 1, the analytical arc of the twenty-three days becomes visible: Day 1, Trump announced that bombing “will continue uninterrupted”; Day 23, Trump announced that bombing was paused pending good diplomatic faith. The algorithm had delivered what it was given to deliver. Political actors then stepped in to define what came next.

### Statement 2. President Trump — Day 23, 23 March 2026



**Donald J. Trump**    
@realDonaldTrump

I AM PLEASE TO REPORT THAT THE UNITED STATES OF AMERICA, AND THE COUNTRY OF IRAN, HAVE HAD, OVER THE LAST TWO DAYS, VERY GOOD AND PRODUCTIVE CONVERSATIONS REGARDING A COMPLETE AND TOTAL RESOLUTION OF OUR HOSTILITIES IN THE MIDDLE EAST. BASED ON THE TENOR AND TONE OF THESE IN DEPTH, DETAILED, AND CONSTRUCTIVE CONVERSATIONS, WHICH WILL CONTINUE THROUGHOUT THE WEEK, I HAVE INSTRUCTED THE DEPARTMENT OF WAR TO POSTPONE ANY AND ALL MILITARY STRIKES AGAINST IRANIAN POWER PLANTS AND ENERGY INFRASTRUCTURE FOR A FIVE DAY PERIOD, SUBJECT TO THE SUCCESS OF THE ONGOING MEETINGS AND DISCUSSIONS. THANK YOU FOR YOUR ATTENTION TO THIS MATTER! PRESIDENT DONALD J. TRUMP

The statement confirmed what the operational data had already established: the first AI war had reached its political terminus on Day 23. The five-day suspension of strikes against power infrastructure was the political codification of military objectives already achieved. Iran's missile and drone industrial base was destroyed. Its navy was combat-ineffective. Its supreme leader was dead. Its AI drone attacks were down ninety-five percent. A pause contingent on diplomatic progress was not a reversal of those outcomes. It was their recognition.

***The algorithm paused on Day 23. The revolution it had validated did not pause with it.***

## Was Epic Fury the First AI War?

### ***The Definitional Threshold That Separates This Conflict from Every Previous Use of AI in Warfare***

The question sounds straightforward. It is not. Artificial intelligence has been present in military systems since at least the 1980s. Autonomous guidance systems, pattern-recognition algorithms, and AI-assisted logistics have appeared in various forms across three decades of post-Cold War military modernization. GPS-guided munitions achieved precision warfare in 1991. The Predator drone deployed algorithmic pattern recognition in 2001. Logistics AI has assisted inventory management since the early 2010s. In each of these cases, AI was present. In none of them was AI the organizing principle of every operational layer simultaneously. That distinction — presence versus organizing principle — is the definitional threshold that separates Epic Fury from every previous conflict.

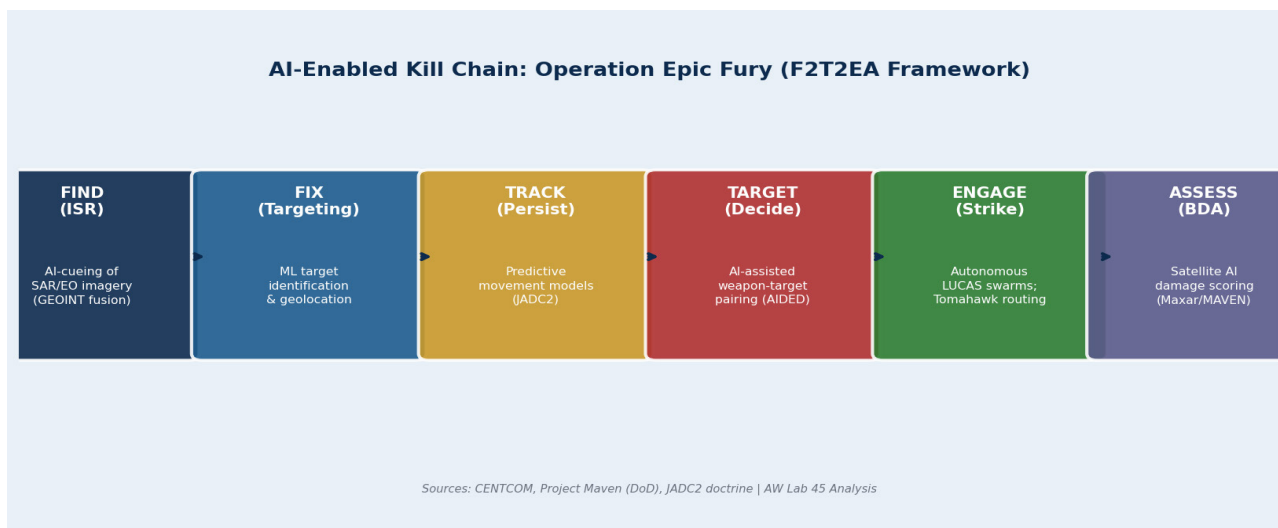
Figure 2 shows how Pentagon used a kill chain framework of Find, Fix, Track, Target, Engage, and Assess in real time during Operation Epic Fury. The six nodes — FIND, FIX, TRACK, TARGET, ENGAGE, ASSESS (F2T2EA)— are arranged horizontally with connecting arrows between them, and each node is annotated with its specific AI system, its primary data input, and its processing speed. The critical structural feature visible in the diagram is not any individual node but the return arrow connecting ASSESS back to FIND: this is the self-closing loop, the AI-RMA's most complete organizational innovation.

In the Information RMA of 1991, the Battle Damage Assessment (BDA) was the kill chain's weakest link — the node that required the most human cognition and took the most time. Human analysts studied satellite imagery, wrote assessments, and re-entered target data manually, a process measured in days. In Epic Fury, Maven's change-detection algorithms automatically assessed each struck site within hours and fed the results directly back into AIDED's re-attack queue — sites assessed as insufficiently damaged were automatically queued for the next wave without any human re-entry. The loop ran continuously for twenty-three

days. This architecture — not the scale of the strikes — is what made nine hundred strikes in twelve hours operationally coherent rather than merely logistically possible. The diagram makes visible what prose can only assert: the kill chain is not a sequential chain of human decisions connected by AI tools. It is an AI loop with human authorization at the margins.

### Figure 2. F2T2EA AI Kill Chain: Annotated Node Architecture

*Six nodes · Six AI systems · Six machine-speed cycle times · Self-closing BDA loop Assess feeding back into Find without human re-entry — is the AI-RMA's most complete organizational innovation*



Infographic 3 makes the definitional argument visual across three horizontal bands. The top band presents the F2T2EA kill chain as six columns — FIND, FIX, TRACK, TARGET, ENGAGE, ASSESS — each with an icon illustrating the AI system at that node, and a machine-speed cycle time below: sub-minute, seconds, sub-second, 90 seconds, autonomous/no human, sub-hour.

### Infographic 3. Was Epic Fury the First AI War?



Reading left to right, the six cycle times demonstrate the compound effect: when every node operates at machine speed simultaneously, the overall kill chain velocity is not the sum of those speeds but their product. One strike every 48 seconds — the operational result — is the mathematical outcome of six AI nodes running in parallel. The middle band is the infographic’s most analytically important section: the three-panel verdict display. The left panel lists the precedents — GPS-guided munitions 1991, Predator 2001, algorithmic logistics 2010s — and explains why each fall short of the threshold: these systems used AI at a single node with human processing at every interface. The center panel states the threshold clearly: AI as organizing principle, every layer simultaneously, operationally dependent, 900 strikes impossible without algorithm. The right panel presents the five RMA criteria with four checkmarks and one partial check for Organizational Transformation — they show both the first-AI-war verdict and the RMA verdict.

## The Organizing Principle Test

Nine hundred strikes in twelve hours — one every forty-eight seconds — is not a human planning speed. Each strike requires a confirmed target location, a weapon assignment, a deconfliction check ensuring no friendly aircraft occupy the engagement corridor, and a damage assessment trigger for the follow-on cycle. At human planning speeds — even with optimized staff processes — this cycle requires thirty minutes to several hours. JADC2 AI-assisted deconfliction and weapon-sequencing algorithms compressed it to seconds for pre-planned targets and under eight minutes for time-sensitive ones. The compound effect is not additive but multiplicative: the entire kill chain — from pattern-of-life identification through autonomous terminal strike to self-closing BDA loop — operated at machine time throughout the twenty-three days.

Project Maven, built on the Department of Defense's first dedicated operational AI program established in 2017, had by 2026 evolved into a multi-modal intelligence fusion platform processing satellite SAR, commercial electro-optical imagery, signals intelligence feeds, and pattern-of-life behavioral data in a unified AI-curated targeting picture updated continuously. Its sub-minute analysis of satellite passes for high-priority tracks dissolved the sensor-to-shooter bottleneck that had defined the central limitation of every previous conflict in which intelligence collection outpaced human analytical capacity. The identification of Khamenei's compound through seventy-two hours of behavioural analysis — enabling a decapitation strike in the operation's first ten minutes — was AI-enabled in the most direct possible sense: without the algorithm, the intelligence would have arrived too late.

**JADC2 and the Death of the Human Planning Cycle:** JADC2 is not a single system. It is an architecture standard — a set of AI-enabled protocols allowing sensors and shooters across all military domains to share targeting data in near real time regardless of which service or platform generates them. A Project Maven alert from an NGA satellite is automatically correlated with electronic intelligence from an RC-135 reconnaissance aircraft, cross-referenced with a Reaper drone's infrared track, deconflicted against active airspace, and presented to the AIDED weapon-assignment algorithm — all within seconds, without human data-entry at any intermediate step. The human planning cycle was not compressed. It was bypassed.

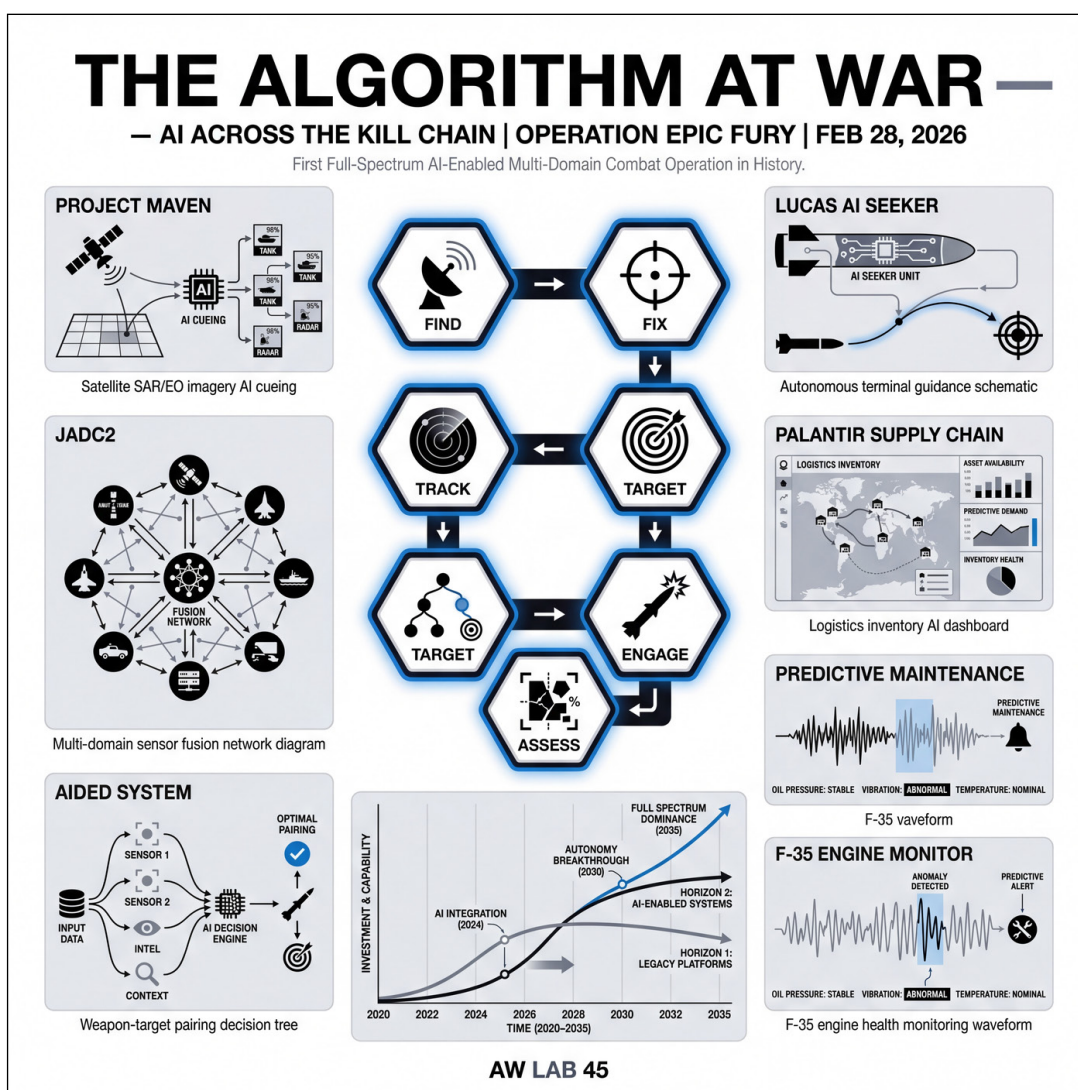
Infographic 4 provides the comprehensive visual synthesis of how all six AI kill chain systems functioned simultaneously on February 28, 2026. Unlike Figure 2 — which shows the node architecture schematically — Infographic 4 shows the full operational integration: each system with its specific AI method, its data inputs, its lateral connections to adjacent nodes, and the resulting output at each stage.

The central hexagonal kill chain diagram at the top illustrates the six nodes in a loop rather than a linear chain, making the self-reinforcing structure visually immediate. The six surrounding panels — Project Maven, JADC2, AIDED, LUCAS, Palantir, and Starshield — each show the AI method and operational role in detail.

The AIDED panel is analytically the most important: its decision-tree visualization shows a multi-objective optimization with five simultaneous inputs (target hardness, desired effect, collateral damage probability, weather, inventory state), all resolved into a ranked weapon-target pairing in ninety seconds. The LUCAS panel shows the optical seeker's neural network operating without any uplink to a human operator in the terminal phase. The Palantir panel reveals an aspect of the kill chain often overlooked in operational accounts: real-time inventory management at the logistics layer was AI-operated from before the first strike.

### Infographic 4. The Algorithm at War: AI Across the Kill Chain

The integrated kill chain architecture: Project Maven (FIND), JADC2 (FIX/TRACK), AIDED (TARGET), LUCAS (ENGAGE), Maven/Maxar BDA (ASSESS). The decisive feature: absence of human processing at the interfaces between nodes. Machine-to-machine data transfer at each interface is the source of the kill chain's operational velocity.



What Infographic 4 makes analytically clear, and what the node-by-node subsections of the text cannot convey with equal force, is that the decisive feature

of the first AI war was not any individual system's performance. It was the absence of human processing at the interfaces between nodes.

### **AIDED and LUCAS: The 5GW Decision Points**

Two systems mark the first AI war's most analytically precise thresholds. The AIDED weapon-target pairing engine — the Pentagon's first operationally deployed algorithmic targeting system — generated an estimated more than two thousand weapon-target pairings in the campaign's first forty-eight hours at a recommendation acceptance rate exceeding ninety percent. Its cycle time for pre-planned targets was under ninety seconds. When a machine generates a recommendation in ninety seconds and a commander approves it in thirty, the IHL standard of meaningful human control — required under Additional Protocol I of the Geneva Conventions for lawful targeting — is not merely philosophically contested. It is structurally strained. This is the AI-RMA's Oppenheimer problem: the technology that enables nine hundred strikes in twelve hours is the same technology that makes each individual targeting decision less deliberate.

Low-Cost Uncrewed Combat Attack System (LUCAS) dissolves the problem by removing its premise. The LUCAS kills autonomously. After launch, its AI optical seeker takes control in the terminal phase — no GPS, no data link, no human in the loop — identifying and striking its target through a neural network running on commercial edge-computing hardware. It is not simply a cheaper Tomahawk. It represents the qualitative transition from third-generation precision strike to fifth-generation autonomous lethality. In third-generation precision strike, a human pre-programs the target and the terminal guidance corrects for positional error. In fifth-generation autonomous lethality, the AI seeker makes the targeting decision in the terminal phase — identifying the target from a learned optical model and executing the strike without any human action after launch. The 5GW Rubicon is not crossed at launch. It is crossed in the terminal phase, when the algorithm decides to kill.

***“The LUCAS is indispensable.  
This was an original Iranian drone design.  
We captured it, pulled the guts out, sent it back to America,  
put a little Made in America on it, brought it back here,  
and we’re shooting it at the Iranians.”***

Admiral Brad Cooper, CENTCOM Commander

Table 1 is the first AI war's most consequential single data display. Seven dimensions of comparison, each illuminating the same underlying transformation from a different angle. The Unit Cost and Production Cycle rows together make the industrial argument: at \$50,000 per unit and thirty days to manufacture, LUCAS is not competing with Tomahawk on the exquisite-platform economics the Military-Industrial Complex (MIC) was built around. It is competing with the

commercial manufacturing logic that the AI-RMA requires. The Guidance row captures the operational advantage that no cost comparison can fully convey: an AI optical seeker that needs no satellite signal is immune to the GPS jamming Iran deployed throughout the Gulf theater — the very jamming that degraded the accuracy of GPS-guided weapons in the opening hours. The Human in Loop row is where the International Humanitarian Law (IHL) debate concentrates LUCAS makes its terminal targeting decision autonomously, placing it definitionally in a different legal category from every previous US precision-guided weapon. The Cost Exchange row translates the economic logic into its strategic implication: at a 1:60 favourable ratio against intercept costs, LUCAS imposes unsustainable defensive economics on any adversary attempting to intercept at scale. The Generation of War (GW) row captures the analytical verdict in its most precise form: LUCAS is a 5GW weapon deployed by a military whose doctrine, legal framework, and industrial base were built for 3GW. And the Genealogy row adds the operation’s deepest irony: the weapon that most completely defines the AI-RMA’s autonomous lethality is a reverse-engineered Iranian drone, fired back at its designers with American AI guidance.

**Table 1. LUCAS vs. Tomahawk: The AI-Era Cost Revolution**

Dimension	LUCAS (AI Autonomous)	Tomahawk TLAM	Strategic Implication
Unit Cost	\$50,000	\$1.87 Million	37× cheaper — mass saturation economics
Production Cycle	30 days	26 months	Surge-compatible vs. strategic reserve
Guidance	AI optical (jam-immune)	GPS + TERCOM + DSMAC	Survives EW-contested environments
Human in Loop	No — fully autonomous	Yes — pre-programmed	Speed advantage vs. IHL complexity
Cost Exchange	\$50K vs. \$3–11M intercept	\$1.87M vs. \$3–11M	LUCAS: 1:60 favorable ratio
Generation of War	5GW — autonomous terminal decision	3GW — precision strike	Generational transition confirmed in combat
Genealogy	Reverse-engineered Shahed-136	Cold War origin	First AI war’s deepest irony

### The Supply Chain Paradox: Western Chips in Iranian AI Weapons

The most analytically unsettling feature of the first AI war is its supply chain. The semiconductor components that run Iran’s drone seeker neural networks — Texas Instruments digital signal processors, Analog Devices signal processors, STMicroelectronics microcontrollers, Infineon transistors — were manufactured in American, European, and Taiwanese semiconductor fabs and routed through front companies in Hong Kong, Malaysia, and the UAE. Ukraine’s HUR intelligence directorate has documented that ninety percent of Shahed electronics are Western origin. In the first AI war, the United States fired AI weapons at Iran; Iran fired AI weapons back; both sets of weapons ran on Western chips. Epic Fury struck

Iran's factories. It did not strike the supply chain that built them. That distinction will determine how quickly the second AI war's adversaries reconstitute.

Table 2 documents finding of the first AI war: a five-layer technology transfer architecture that four decades of sanctions regimes, export control frameworks, multilateral nonproliferation agreements, and allied technology-sharing restrictions collectively failed to interdict. The Status column in the rightmost position is the table's most important data series: every single layer was simultaneously active on February 28, 2026 — the day the first missile was fired.

**Table 2. Iran's AI Weapons Supply Chain**

Layer	Source	Technology	AI Application	Status March 2026
State Transfer	Russia	Missile guidance + live ISR	IRGC targeting AI	Active — confirmed Mar 6
State Transfer	China	Drone optical seekers	SAIRC drone AI	Active — Feb 2026 shipment
Covert Comml.	USA indirect	TI / Analog Devices AI chips	Shahed seeker neural net	90%+ Shahed electronics
Covert Comml.	Europe indir.	Infineon transistors + BRP-Rotax	Drone control systems	UAE/Turkey/Kazakhstan routing
Combat Test	Ukraine 22-25	Live engagement data → algorithm upgrade	Shahed-238 seeker AI	Feedback loop complete

The two State Transfer rows represent sovereign government decisions — Russia and China, each made deliberate strategic choices to transfer technology to Iran. These cannot be disrupted through export controls alone because the decision-makers are governments, not commercial actors. The two Covert Commercial rows represent the supply chain paradox in its operational form: Western semiconductor components — manufactured in compliance with US and European law at the point of production — reaching Iranian AI weapons through grey-market commercial routing that sanctions architecture was not designed to intercept at the component level. The Combat Test row reveals a feedback loop that is perhaps most analytically disturbing of all: live Shahed engagement data from the Ukraine theater from 2022 through 2025 was used to upgrade the Shahed-238 seeker algorithm before February 28. Iran tested its AI guidance system against real targets in a real conflict and incorporated the lessons before Epic Fury began. Epic Fury struck 847 facilities. It struck zero of the five supply chain layers in this table.

Table 3 yields two findings that the individual subsections of the essay cannot provide separately: the aggregate picture of AI-RMA combat effectiveness, and the honest accounting of its operational limits. On effectiveness: six of seven AI systems rated High or Very High, with Starshield — the unjammable Low Earth Orbit (LEO) communications backbone enabling swarm coordination and JADC2 data links — rated Very High. No system failed categorically.

The AI kill chain, as an integrated architecture, achieved its operational objectives.

On limits, three entries require special attention. The Project Maven failure column — “Civilian misclassification — Minab school” — is not a peripheral notation. It is the campaign’s most consequential unresolved ethical finding: Maven’s collateral damage model contained a systematic error in civilian population density estimation that resulted in the deaths of over one hundred children. A model rated “High” overall produced a catastrophic local failure. The AIDED failure column echoes the same concern: the CDM accuracy of 73% of assessed strikes within predicted parameters means that 27% deviated — and at the tempo AIDED was operating, that deviation rate produced hundreds of unreviewed decisions. The BDA AI rating of “Medium” reveals the kill chain’s single genuinely weak node: underground facility assessment under more than two meters of hardened concrete remained uncertain throughout the campaign, which is analytically significant because Iran’s most strategically important nuclear assets — Fordow, Natanz — were the hardest underground targets.

**Table 3. AI System Performance Assessment:  
Operation Epic Fury — Day 23**

AI System	Assessment	Key Success	Key Failure / Limitation
Project Maven (ISR)	High	Leadership location; 900+ targets in 12hrs	Civilian misclassification — Minab school
JADC2 (Fusion)	High	Machine-speed deconfliction; zero fratricide	Latency spikes at peak 900-strike wave
AIDED (Targeting)	High	>90% acceptance; CDM within parameters 73%	Collateral damage model error — Minab; IHL accountability gap
LUCAS (Autonomy)	High	Combat debut; 1:60 cost-exchange confirmed	Limited warhead yield vs. hardened targets
Palantir (Logistics)	High	Zero stockouts; surge contract pre-triggered	Surge lead times still months, not days
Starshield (Comms)	Very High	Iranian jamming failed; swarms sustained	Commercial single-vendor dependency (SpaceX)
BDA AI (Maven/Maxar)	Medium	Sub-hour post-strike assessment available	Underground facility assessment uncertainty

The table makes visible what operational summaries tend to obscure: the first AI war was a comprehensive success measured by traditional metrics, and a deeply contested event measured by humanitarian law standards.

### THE FIRST AI WAR: VERDICT

Epic Fury was the first AI war — not because AI was present, but because AI was the organizing principle of every operational layer simultaneously.

Without the AI kill chain — Project Maven, JADC2, AIDED, LUCAS, Palantir, Starshield — nine hundred strikes in twelve hours was logistically impossible.

Human commanders did not disappear. They were, for the first time, operationally dependent on the algorithm to execute at the tempo the mission required.

The definitional threshold has been crossed. It cannot be uncrossed.

## Is the First AI War Another RMA?

*Four of Five Criteria Confirmed in Combat.*

*One Dangerously Incomplete. The Second AI War Will Not Wait.*

Military historians have long understood that Revolutions in Military Affairs (RMA) do not announce themselves cleanly. The gunpowder revolution transformed European warfare for two centuries before theorists named it. The nuclear revolution restructured deterrence before strategists grasped its implications. The information RMA, validated in the Gulf War of 1991, was celebrated as the dawn of precision warfare before its central limitation became apparent: it had dissolved the sensor-range constraint and the weapon-accuracy constraint, but it had not dissolved the human cognitive bottleneck. Analysts still processed imagery manually. Targeting officers still built strike packages on sequential planning cycles that compressed hours into what remained, irreducibly, a human pace. The information RMA made war faster. It did not make war faster than human cognition could sustain. Epic Fury crossed that threshold.

### The Five Diagnostic Criteria

The RMA framework, systematized by Andrew Marshall at the Pentagon's Office of Net Assessment, identifies five diagnostic criteria that distinguish a genuine revolution from mere incremental technological progress. A new enabling technology that is categorically different rather than incrementally superior. A doctrinal innovation that legacy frameworks cannot accommodate. Organizational transformation of force structure and industrial base. Decisive competitive advantage over adversaries who have not made the transition. And irreversibility — the point at which the new mode of warfare cannot be un-deployed and all subsequent planning must account for it. Against these five criteria, the twenty-three-day verdict is precise and asymmetric: four confirmed, one dangerously incomplete.

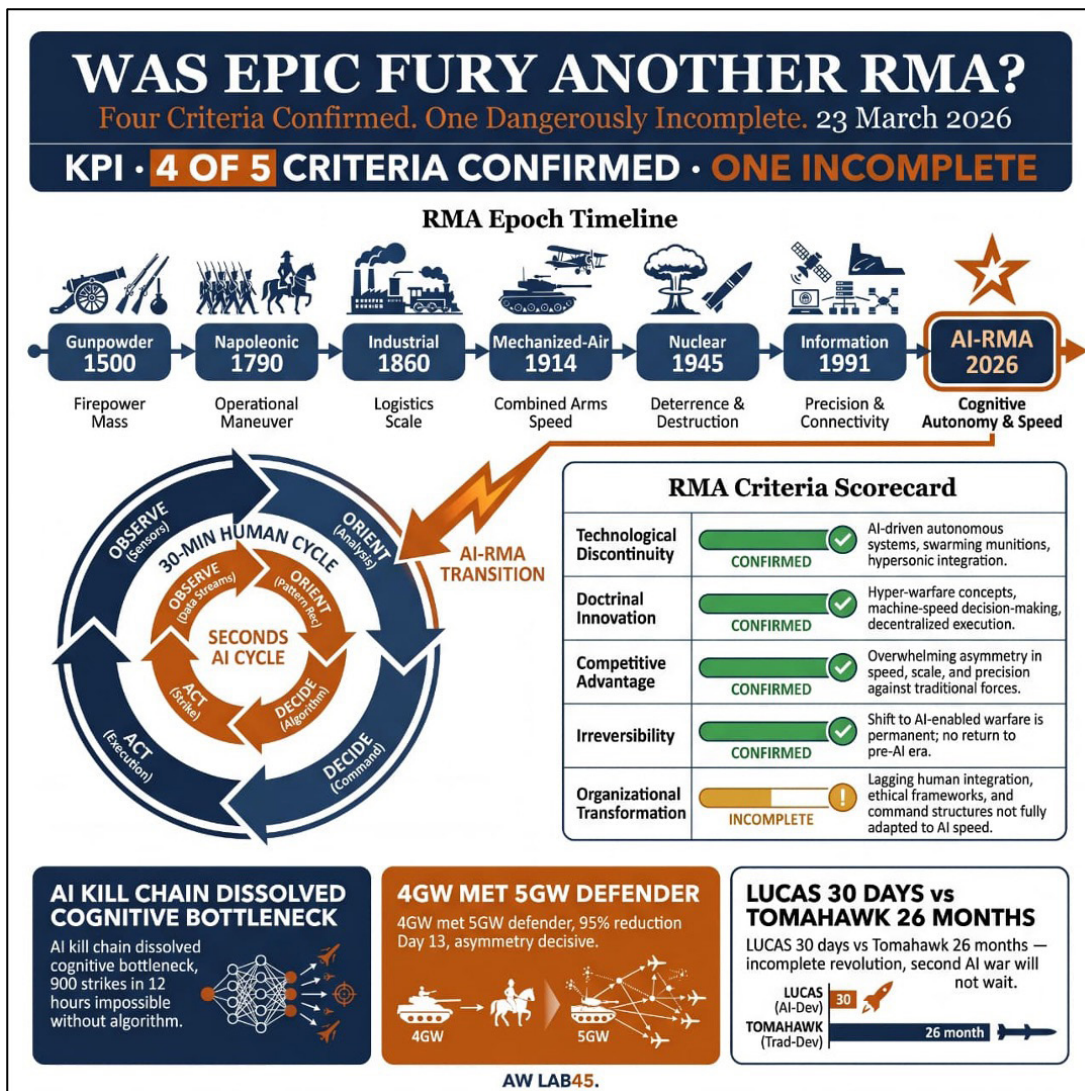
Infographic 5 explains the RMA argument in four panels. The RMA Epoch Timeline across the top maps seven epochs from Gunpowder 1500 to AI-RMA 2026, with each epoch's decisive variable labeled below its icon. The sequence reveals the pattern that the text establishes analytically: each RMA dissolved a specific constraint — Chemical Energy dissolved the armor constraint, Mass Mobilization dissolved strategic reach limits, Mechanization dissolved cavalry speed dominance, Nuclear dissolved the mutual destruction constraint, Information dissolved sensor-accuracy constraints — and the AI-RMA dissolves the cognitive speed constraint. The Observe, Orient, Decide, Act (OODA) Loop diagram in the center-left is the single most analytically powerful visual in this infographic. Two overlapping loop diagrams — one large (30-minute human cycle, labeled 3GW) and one small (seconds AI cycle, labeled 5GW) — with an orange "AI-RMA TRANSITION" arrow pointing from the large to the small.

The visual makes the transition legible without any accompanying text: the

entire human planning cycle has been compressed to seconds by algorithmic processing. The RMA Criteria Scorecard on the center-right presents the five criteria with green progress bars for the four confirmed criteria and an amber/incomplete bar for Organizational Transformation, with a one-line evidence note for each. The lower section provides three key findings: the AI kill chain dissolved the cognitive bottleneck (900 strikes in 12 hours impossible without algorithm); 4GW met 5GW defender (Day 13 decisive); and LUCAS 30 days vs. Tomahawk 26 months (the incomplete revolution in a single data comparison).

### Infographic 5. Was Epic Fury Another RMA?

RMA Epoch Timeline: Gunpowder 1500 → Napoleonic 1790 → Industrial 1860 → Mechanized-Air 1914 → Nuclear 1945 → Information 1991 → AI-RMA 2026. OODA Loop: 30-minute human cycle compressed to seconds AI cycle by AI-RMA transition. RMA Criteria Scorecard: four CONFIRMED, Organizational Transformation INCOMPLETE. Key findings: AI kill chain dissolved cognitive bottleneck; 4GW met 5GW defender — Day 13 decisive; LUCAS 30 days vs. Tomahawk 26 months — the incomplete revolution..



### **Criterion One: Technological Discontinuity — CONFIRMED**

The AI kill chain operates at speeds categorically different from any previous military system. The binding constraint of modern warfare is no longer sensor range or weapon accuracy. It is AI processing speed. Project Maven's convolutional neural networks process satellite passes at speeds no human team can approach. JADC2 parallelizes six targeting functions simultaneously, compressing what was a thirty-minute sequential human planning cycle to seconds. AIDED generates weapon-target pairings in under ninety seconds. LUCAS makes its terminal targeting decision in milliseconds. These are not improvements on the information RMA. They are replacements of its cognitive architecture.

### **Criterion Two: Doctrinal Innovation — CONFIRMED**

Effects-Based Operations executed by algorithm rather than targeting officers — with a self-closing kill chain in which battle damage assessment feeds automatically back into the re-attack queue without human re-entry — is a genuinely new operational concept. The kill chain is no longer a chain. It is a loop. The Find-Fix-Track-Target-Engage-Assess-Find loop, operating at machine speed and self-reinforcing through continuous Battle Damage Assessment (BDA) feedback, is the doctrinal innovation the AI-RMA required, and it was deployed operationally for the first time on February 28, 2026. No doctrine manual of the information RMA era anticipated it. No military in the world had exercised it at scale before that morning.

### **Criterion Three: Competitive Advantage — CONFIRMED**

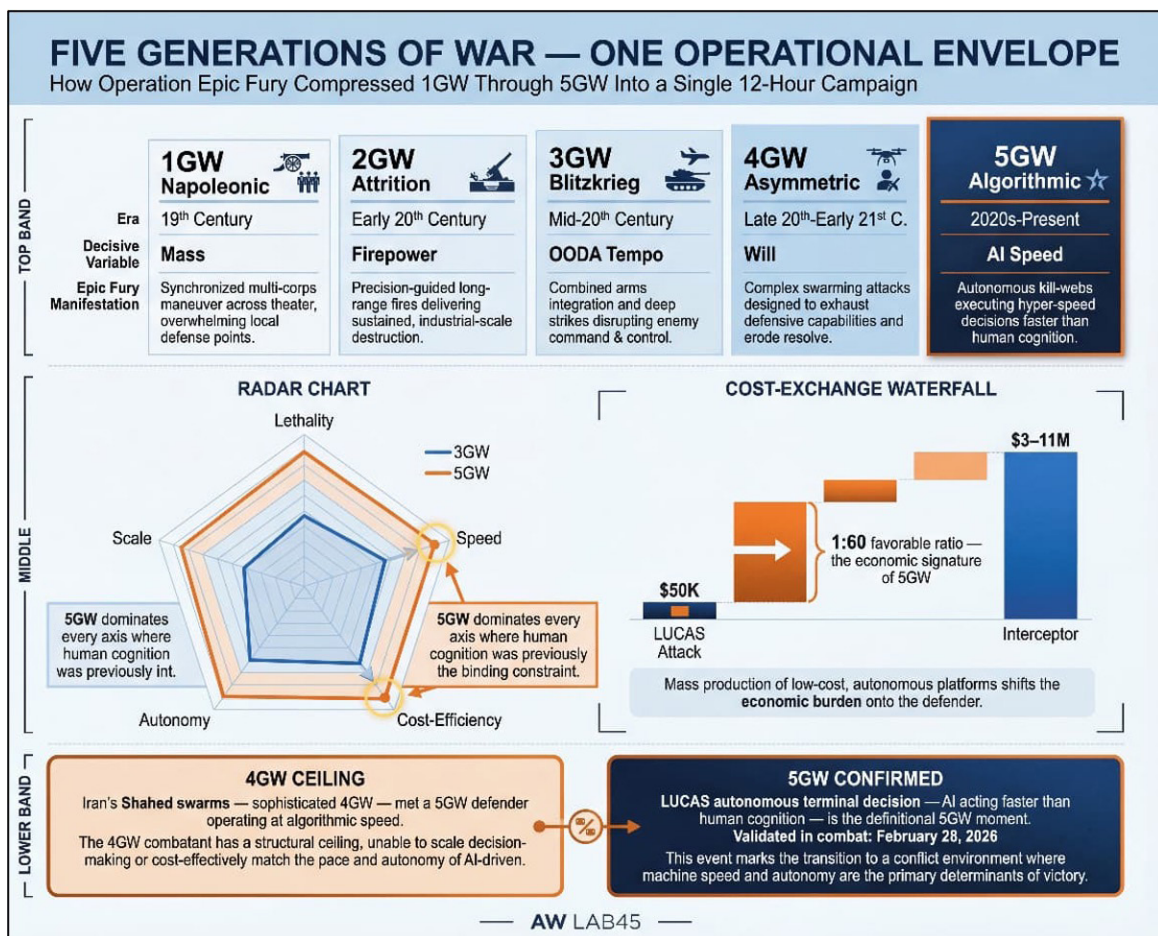
Iran's fourth-generation AI architecture — its Shahed swarms, Fattah-2 manoeuvring warheads, Product 358 AI-guided infrared seeker, adaptive GPS jamming — was sophisticated, genuine, and combat-tested. It had been refined through live engagement data in Ukraine from 2022 through 2025. It had a structural ceiling against a fifth-generation defender operating at algorithmic speed. By Day Thirteen, Iranian drone attacks had fallen ninety-five percent from their Day One volume. Ballistic missile launches were down eighty-six percent. The asymmetry was not merely kinetic. It was cognitive. Iran's human-paced intelligence and targeting cycles were competing against US algorithmic processing running continuously at machine speed. Iran lost the decision cycle before it could complete a single planning iteration.

**The Generations of War Framework Applied:** Epic Fury compressed all five generational modes of armed conflict into a single twelve-hour campaign. The industrial attrition logic of second-generation warfare — Tomahawk depletion rates, twenty-six-month lead times, surge contracts — was simultaneously operational with the manoeuvre tempo of third-generation JADC2 targeting, while a counter-fourth-generation campaign defeated Iran's Shahed swarms, and the fifth-generation AI kill chain reached its decisive advantage through LUCAS's autonomous terminal strike. Epic Fury was not the replacement of earlier generation; it was their simultaneous integration under algorithmic command. That integration is the operational definition of the AI-RMA.

Infographic 6 presents the Generations of War analytical framework in three horizontal bands and makes the multi-generational character of Epic Fury visually explicit. The Top Band maps five generations across five columns — 1GW Napoleonic (decisive variable: Mass), 2GW Attrition (Firepower), 3GW Blitzkrieg (OODA Tempo), 4GW Asymmetric (Will), 5GW Algorithmic (AI Speed) — and for each generation lists its era, decisive variable, and Epic Fury manifestation.

### Infographic 6. Five Generations of War: One Operational Envelope

*Epic Fury compressed 1GW through 5GW into a single 12-hour campaign. Radar Chart: 5GW dominates every axis where human cognition was previously the binding constraint. Cost-Exchange Waterfall: LUCAS 1:60 favorable ratio — the economic signature of 5GW. Lower Band: 4GW Ceiling — Iran’s Shahed swarms met a 5GW defender; 5GW Confirmed — LUCAS autonomous terminal decision, validated February 28, 2026.*



Reading the Epic Fury row alone tells the entire story: synchronized multi-corps manoeuvre (1GW logic, the coordinated strike package); precision-guided long-range fires delivering industrial-scale destruction (2GW logic, Tomahawk depletion and surge contracts); combined arms integration disrupting enemy command and control (3GW logic, JADC2 all-domain targeting); complex swarming attacks designed to exhaust defensive capabilities (4GW logic, Iranian Shahed campaigns); autonomous kill-webs executing hyper-speed decisions faster than human cognition (5GW logic, LUCAS and AIDED). The Middle Band’s

Radar Chart is the infographic's most analytically precise element: two overlapping pentagons — one in navy (3GW) and one in orange (5GW) — plotted across five axes: Lethality, Speed, Cost-Efficiency, Autonomy, and Scale.

The 5GW pentagon is larger on Speed, Cost-Efficiency, and Autonomy — the three axes where human cognition was previously the binding constraint — while the 3GW pentagon is comparable on Lethality and Scale. This visual makes the generational asymmetry argument without any accompanying text: 5GW does not dominate in brute destructive power; it dominates in the dimensions where human cognitive limits previously set the ceiling. The Cost-Exchange Waterfall confirms this with data: LUCAS Attack at \$50K against Interceptor at \$3–11M, with the “1:60 favourable ratio — the economic signature of 5GW” label. The Lower Band presents the two decisive findings: 4GW Ceiling (Iran's sophisticated 4GW met a 5GW defender — the 4GW combatant cannot scale decision-making to match AI speed) and 5GW Confirmed (LUCAS autonomous terminal decision, validated February 28, 2026 — this event marks the transition to a conflict environment where machine speed and autonomy are the primary determinants of victory).

#### **Criterion Four: Irreversibility — CONFIRMED**

Every military planner in Beijing has spent twenty-three days studying every JADC2 deconfliction cycle, every AIDED weapon-target pairing, every LUCAS autonomous terminal strike. Every military planner in Moscow has noted every LUCAS flight. Iran's engineers — wherever they have survived — are studying the Shahed-238's performance data against the US AI kill chain. The algorithm cannot be un-deployed. The knowledge that it works, at scale, against a near-peer adversary, in a live high-intensity conflict, is now the baseline assumption of every military planning process on earth. The ceasefire on Day 23 paused the war. It did not pause the irreversibility.

#### **Criterion Five: Organizational Transformation — INCOMPLETE**

This is where the almost lives, and where it is most dangerous. The AI kill chain generated operational demand at a tempo the existing manufacturing architecture was not designed to sustain. Tomahawk missiles were consumed at four to six hundred per month against a replenishment lead time of twenty-six months. THAAD interceptor stocks reached critical depletion. PAC-3 MSE batteries faced a Ukraine transfer gap that had not been resolved before the campaign began. The Military-Industrial Complex (MIC) that built the legacy arsenal — exquisite platforms, high unit costs, generous margins, two-year delivery cycles — was built for a world in which strategic reserve stockpiles buffered between industrial production and operational consumption. The AI-RMA eliminates that buffer. The kill chain consumes faster than the factory replenishes.

LUCAS provides the proof of concept for the transformation still required: thirty-day production cycle, fifty thousand dollars per unit, commercial-scale manufacturability. The industrial lesson of Epic Fury is not to build Tomahawks faster. It is to build LUCAS at industrial scale — to transition the defense manufacturing base from the economics of Horizon 1 (exquisite platforms) to the

economics of Horizon 2 (autonomous systems) produced at the tempo the AI kill chain demands. Until that transition is complete, the AI-RMA is confirmed but structurally vulnerable: a fifth generation kill chain dependent on a second-generation supply chain.

**Figure 3. Three-Horizon Investment Framework: MIC Portfolio in the Iran War**

*Horizon 1 legacy platforms (B-2, Tomahawk, PAC-3): operational backbone, depletion vulnerability, 2GW-optimized production. Horizon 2 AI-augmented systems (JADC2, AIDED, LUCAS): combat-validated in Epic Fury, 30-day production cycle. Horizon 3 (autonomous swarms, hypersonic glide vehicles): previewed but not yet fully deployed. Epic Fury validated the H1→H2 transition.*

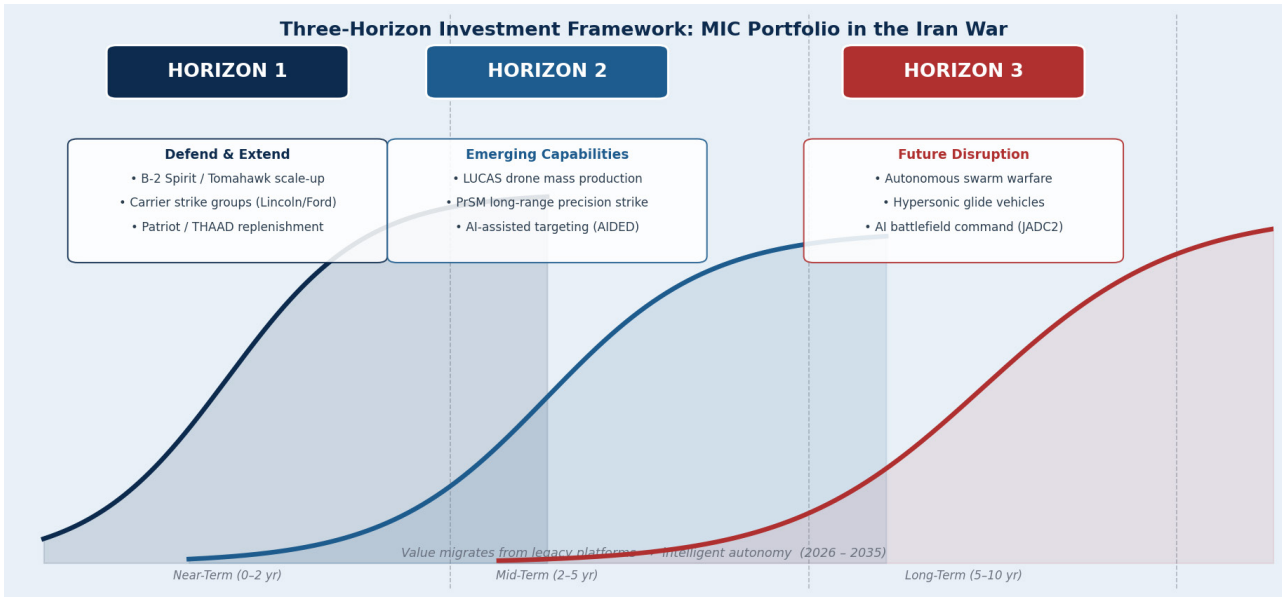


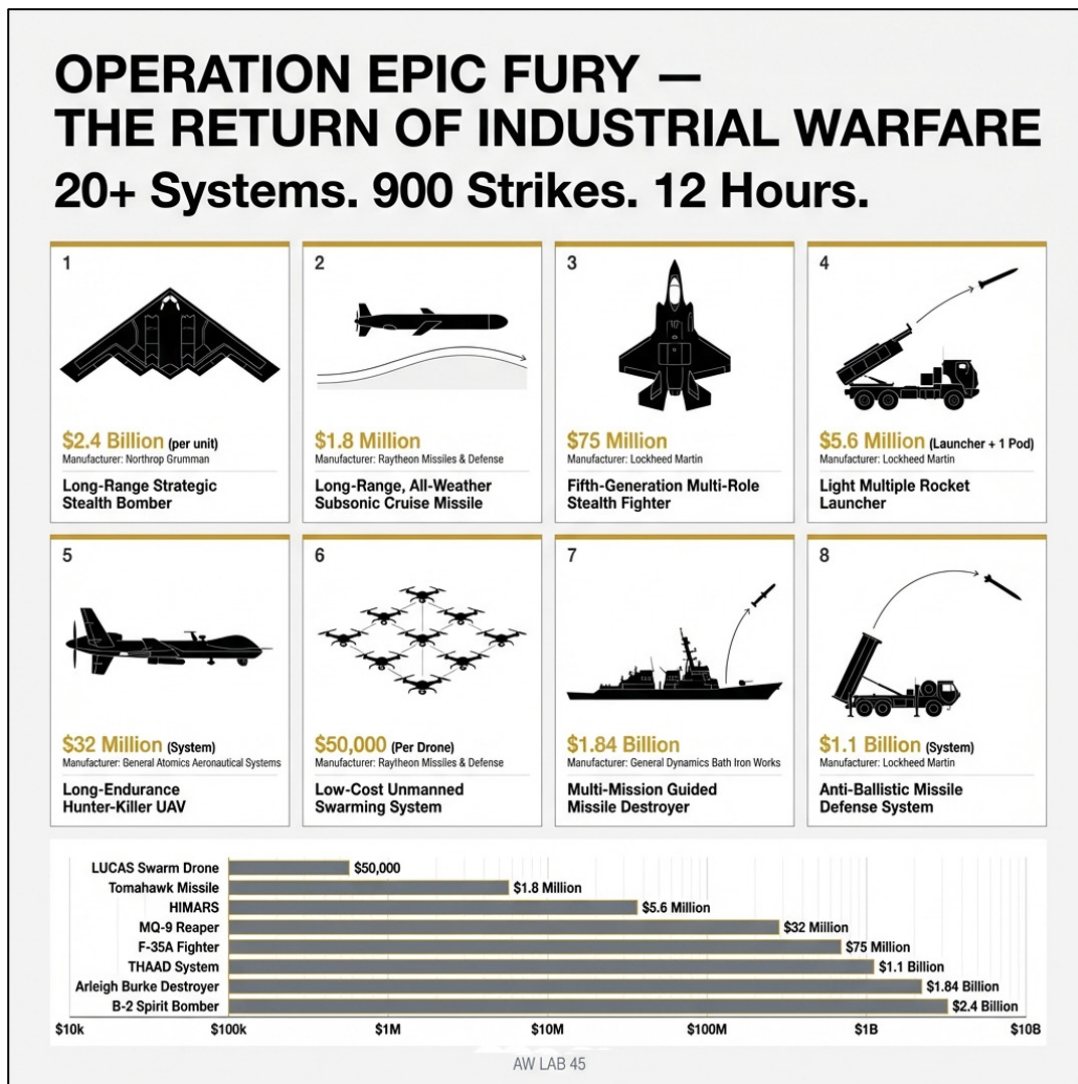
Figure 3 presents the MIC portfolio through the Three-Horizon investment framework, mapping every major system deployed in Epic Fury into one of three categories based on technological maturity and AI integration. Horizon 1 — the mature legacy column — contains the platforms whose mission effect remains irreplaceable but whose production economics are incompatible with AI-RMA operational tempo: B-2 Spirit (\$2.4B per aircraft, limited production run), Tomahawk TLAM (\$1.87M per unit, 26-month lead), PAC-3 MSE (\$4M per unit, 24-month lead). These are exquisite 3GW platforms—precision-guided, expensive, slow to manufacture, and operationally indispensable for specific missions that no Horizon 2 system can replicate (no LUCAS can penetrate a 100-meter hardened underground facility; only a B-2 carrying a GBU-57 MOP can do that). Horizon 2 — the AI-augmented emerging column — contains the systems that achieved combat validation in Epic Fury: JADC2, AIDED, LUCAS, Palantir logistics AI, Starshield LEO communications. These are characterized by commercial-scale unit economics (LUCAS at \$50K, Starshield at commercial satellite costs), short production cycles (LUCAS 30 days), and AI-native architecture. Horizon 3 — the still-emerging column — was previewed but not yet fully deployed: hypersonic glide vehicles (partially tested), fully autonomous swarm architectures (LUCAS swarms are a precursor, not the full realization), and AI-managed strategic

deterrence systems (conceptual). The H1→H2 transition arrow in the figure is the essay’s central industrial argument in visual form: Epic Fury was the validation event for the Horizon 1→2 transition. The factories have not yet made it.

Infographic 7 maps the eight primary US weapons systems deployed in Epic Fury across a visual framework that makes their portfolio logic immediately apparent.

### Infographic 7. Operation Epic Fury: The Return of Industrial Warfare

Eight primary US weapons systems, unit costs, manufacturers, and log-scale cost comparison chart. Four-order-of-magnitude span from LUCAS (\$50K) to B-2 Spirit (\$2.4B). These are complements, not substitutes—each irreplaceable for its specific role in the pyramid of objectives.



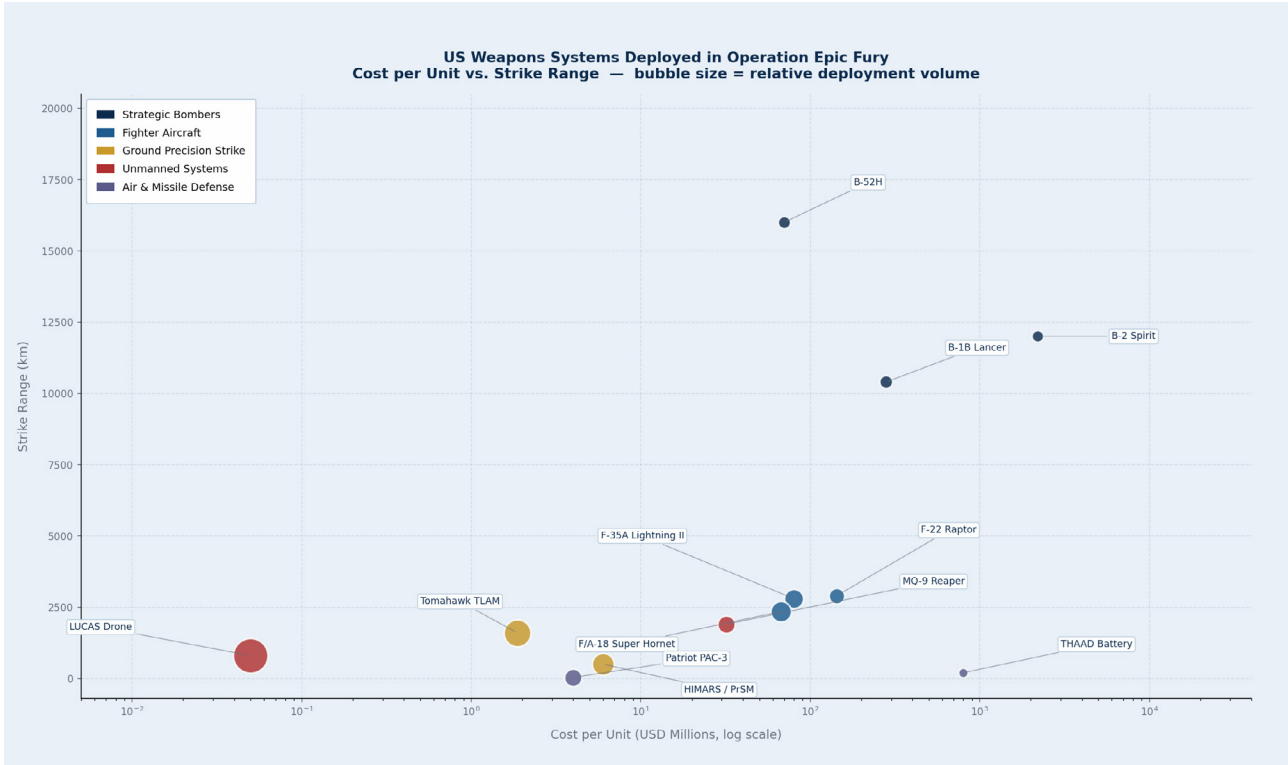
The top section presents each system with its manufacturer, unit cost, and primary mission role. The bottom log-scale cost comparison chart is the infographic’s analytical core: plotted on a logarithmic axis, the four-order-of-magnitude span from LUCAS at \$50,000 to B-2 Spirit at \$2.4 billion becomes visible in a single chart that linear scaling would make impossible to read. The log scale is not a

graphic convenience. It is the analytical argument: these systems do not exist on a cost continuum. They exist in categorically different economic registers — and each register corresponds to a distinct operational logic. Reading the cost chart from bottom to top: LUCAS at \$50K is the mass saturation layer, designed for volume deployment against soft targets at economics that overwhelm adversary defensive costs. Tomahawk at \$1.8M is the operational precision layer, designed for medium-hardness targets at ranges exceeding 1,600km. F-35A at \$143M is the penetrating stealth layer, designed to operate inside heavily defended airspace. B-2 Spirit at \$2.4B is the strategic deep-strike layer, the only system capable of defeating 100-meter hardened underground nuclear facilities. The infographic makes the pyramid logic visible: these are not substitutes chosen for budget reasons. They are complements with non-overlapping mission roles, and the first AI war required all four layers simultaneously — 900 strikes at Tomahawk economics, 400 autonomous LUCAS strikes at mass saturation economics, F-22/F-35 penetration of Tehran IADS, and B-2 drops on Fordow and Natanz.

Figure 4 maps the same weapons portfolio as Infographic 7 but adds two critical dimensions: strike range on the vertical axis, and relative deployment volume encoded in bubble size. Reading the chart reveals three distinct cost-range clusters that correspond to the portfolio's operational logic. The upper-right zone — high cost, medium-to-long range, small bubble — contains B-2 Spirit and F-22/F-35: platforms whose unit economics permit only limited deployment but whose mission effect (underground penetration, stealth penetration of dense IADS) is irreplaceable. The middle zone — medium cost, long range, medium bubble — contains Tomahawk TLAM and PAC-3/THAAD: the operational workhorses of the campaign, deployed at volume but constrained by the 26-month production lead that created the depletion vulnerability. The lower-left zone — low cost, medium range, large bubble — contains LUCAS: the largest bubble on the chart, because four hundred autonomous strikes in the opening wave and an estimated 2,400+ over the full campaign represent the highest individual system deployment volume.

## Figure 4. US Weapons Systems: Cost per Unit vs. Strike Range

Three cost-range zones: upper-left (strategic precision — B-2 at \$2.4B, F-35 at \$143M), mid-range (operational workhorse — Tomahawk at \$1.8M), lower-right (mass saturation — LUCAS at \$50K). The four-order-of-magnitude span is operational logic, not design incoherence. The first AI war required all three zones simultaneously.



The bubble size is the most analytically important visual element: it shows that the system with the lowest unit cost was deployed at the highest volume, inverting the traditional defense procurement relationship between cost and quantity. Figure 4 also reveals the strategic geography of the campaign: Tomahawk's 1,600km range covers all of Iran from Gulf-positioned platforms; LUCAS's 800km range covers the southern half of Iran from the same positions; B-2's global range covers Fordow and Natanz from CONUS. The chart makes visible what the weapons table can only assert: the portfolio was not assembled for this campaign. It was assembled over decades, and Epic Fury was the first conflict in which all three cost-range zones were required simultaneously, at scale, integrated by an AI kill chain operating at machine speed.

**Table 4. US Munitions Depletion and Replenishment Risk — Day 23 Assessment**

Munition	Manufacturer	Consumption Rate	Production Lead	Risk Assessment
Tomahawk TLAM	RTX	400–600/month	26 months	<b>HIGH — inventory cliff Q4 2027</b>
PAC-3 MSE	Lockheed Martin	200–300/month	24 months	<b>CRITICAL — Ukraine transfer gap</b>
THAAD Interceptor	Lockheed Martin	100–200/month	36 months	<b>CRITICAL — very limited stocks</b>
AIM-120 AMRAAM	RTX	150–250/month	18 months	<b>HIGH — shared NATO pool</b>
GBU-57 MOP	Boeing	Low / classified	36+ months	MEDIUM — few initially produced
PrSM Missile	Lockheed Martin	Classified	18–24 months	LOW — new contract awarded
LUCAS Drone	SpektreWorks	High / classified	30 DAYS	<b>LOW — designed for production surge</b>

Table 4 represents a strategic warning. Reading the Production Lead column against the Risk Assessment column reveals the structural incompatibility between the AI-RMA’s operational tempo and the MIC’s industrial base. Three systems are rated CRITICAL or HIGH: Tomahawk at 26 months, PAC-3 MSE at 24 months, THAAD Interceptor at 36 months. These are the three systems whose consumption rates during the twenty-three-day campaign created inventory trajectories that, if continued, would exhaust available stocks before replacement units could be manufactured. The 26-month Tomahawk lead time is the most analytically significant data point in the table: it means that any Tomahawk fired in March 2026 cannot be replaced until May 2028. At 400–600 per month consumption, the inventory cliff projected for Q4 2027 is not a worst-case scenario — it is the base case if a comparable operational tempo were sustained for a sustained period.

The LUCAS row is the table’s counterpoint: High consumption, classified volume, 30-day production lead, LOW risk. This is what organizational transformation looks like in data form — a weapon whose production cycle is designed to match its consumption rate. The table makes the fifth RMA criterion failure visible in its most concrete form: the AI kill chain generated demand at a tempo that three of the seven systems in this table cannot sustain. The second AI war will be fought with whatever inventory survives the first. The table shows that inventory is under pressure on multiple fronts simultaneously.

## The Day 23 Verdict: Four Confirmed, One Incomplete, No Deferral Possible

### RMA VERDICT — 23 MARCH 2026

#### **CRITERION 1: TECHNOLOGICAL DISCONTINUITY — CONFIRMED**

AI kill chain operates at speeds categorically different from any previous system; human cognitive bottleneck dissolved by algorithmic processing.

#### **CRITERION 2: DOCTRINAL INNOVATION — CONFIRMED**

Effects-Based Operations executed algorithmically, self-closing kill chain feeds BDA into re-attack queue without human re-entry.

#### **CRITERION 3: COMPETITIVE ADVANTAGE — CONFIRMED**

Iran's 4GW AI architecture down 95% by Day 13; structural asymmetry between 4GW saturation and 5GW algorithmic defence decisive.

#### **CRITERION 4: IRREVERSIBILITY — CONFIRMED**

AI kill chain validated at scale against near-peer adversary. The ceasefire pauses the war. It does not reverse the lesson.

#### **CRITERION 5: ORGANIZATIONAL TRANSFORMATION — INCOMPLETE**

MIC still 2GW-optimized. Tomahawk: 26-month lead. LUCAS: 30 days. The AI-RMA has outrun its own industrial base.

#### **OVERALL VERDICT:**

The AI-RMA is confirmed, incomplete, and irreversible.

The second AI war will not wait for the fifth criterion to be satisfied.

The Trump statement of March 23 — “very good and productive conversations” leading to a five-day suspension of strikes on power infrastructure — is, in the vocabulary of the Generations of War framework, a diplomatic interval inserted into a fifth-generation conflict by political actors operating on a fundamentally different timescale than the algorithm. The AI kill chain does not negotiate. It does not pause for tenor and tone. It processes, synthesizes, and acts at machine speed — and when the political interval closes, it will resume at exactly that speed, with twenty-three days of validated combat operational data integrated into every subsequent planning cycle.

The unfinished revolution — four criteria confirmed, one dangerously incomplete — will not be completed by the diplomatic agreement being negotiated in Oman. It will be completed by the industrial and organizational transformation that the second AI war will demand, on a timeline that no five-day pause can extend. China has studied every sortie of Epic Fury. Russia has noted every LUCAS flight. Iran's engineers are studying the Shahed-238's performance data against a

5GW defender. Every military planner who has not yet updated their doctrine to reflect the operational reality of February 28, 2026 is planning for a conflict that no longer exists.

The RMA has been validated. The 5GW war has been fought. The algorithm has been deployed. None of these can be undone. The first AI war is over. The second has already begun to be planned.

***Four of five criteria confirmed. One dangerously unfinished.  
The algorithm pauses on Day 23. The revolution does not.***